

EXERCISE 1

WORD SEARCH

DIRECTIONS: Circle the hidden vocabulary words in the maze. Words are placed forward, diagonally, up and down. Words listed below are included in the maze.

P	W	G	C	G	T	V	L	K	H	C	S	H	H	Y	B	Z	L	N	D
N	G	R	H	N	F	H	R	L	G	W	R	F	H	W	E	H	F	F	T
G	L	A	E	P	W	K	Y	K	S	E	H	A	S	T	R	D	N	B	K
X	N	P	R	L	I	P	K	N	C	C	G	X	C	L	R	M	G	A	D
N	X	E	R	M	X	N	S	X	M	T	D	G	W	K	I	Y	R	B	Z
K	K	S	I	R	E	X	E	L	T	T	O	B	S	N	E	S	N	Y	P
J	V	G	E	F	R	A	O	A	J	B	Q	S	O	N	S	R	T	H	B
X	P	Y	S	J	X	H	T	F	P	N	D	L	O	D	F	H	S	F	M
L	Z	D	H	Z	J	L	A	V	D	P	E	H	M	Y	B	M	T	V	X
M	L	B	L	G	T	W	M	Y	D	M	L	N	K	B	N	P	P	N	P
V	T	M	H	D	G	H	O	S	R	D	R	E	S	D	J	G	W	C	W
K	W	C	S	F	N	J	T	E	G	D	T	Z	Y	R	L	M	B	F	V
Z	S	T	H	H	N	K	T	M	M	D	S	S	P	V	W	K	F	Z	X
C	M	C	K	F	Z	A	B	W	Z	S	C	P	K	L	L	K	G	R	Q
V	M	B	K	Y	W	J	C	W	G	D	T	J	H	W	S	B	D	D	T

WORD LIST			
WATERMELON	BOTTLE	GRAPES	PINEAPPLE
BERRIES	CRACKERS	HONEY	TOMATOES
MEAT	CHERRIES	BABY	EGGS

TEACHER DIRECTIONS for EXERCISE 1

Review target words with learners. After learners locate words, ask each learner to repeat one or more words.

Additional activities: Alphabetize words. Copy words. Use words in sentences. Spell words. Sort by number of syllables or types of vowel sounds.

KEY

P	W	G	C	G	T	V	L	K	H	C	S	H	H	Y	B	Z	L	N	D
N	G	R	H	N	F	H	R	L	G	W	R	F	H	W	E	H	F	F	T
G	L	A	E	P	W	K	Y	K	S	E	H	A	S	T	R	D	N	B	K
X	N	P	R	L	I	P	K	N	C	C	G	X	C	L	R	M	G	A	D
N	X	E	R	M	X	N	S	X	M	T	D	G	W	K	I	Y	R	B	Z
K	K	S	I	R	E	X	E	L	T	T	O	B	S	N	E	S	N	Y	P
J	V	G	E	F	R	A	O	A	J	B	Q	S	O	N	S	R	T	H	B
X	P	Y	S	J	X	H	T	F	P	N	D	L	O	D	F	H	S	F	M
L	Z	D	H	Z	J	L	A	V	D	P	E	H	M	Y	B	M	T	V	X
M	L	B	L	G	T	W	M	Y	D	M	L	N	K	B	N	P	P	N	P
V	T	M	H	D	G	H	O	S	R	D	R	E	S	D	J	G	W	C	W
K	W	C	S	F	N	J	T	E	G	D	T	Z	Y	R	L	M	B	F	V
Z	S	T	H	H	N	K	T	M	M	D	S	S	P	V	W	K	F	Z	X
C	M	C	K	F	Z	A	B	W	Z	S	C	P	K	L	L	K	G	R	Q
V	M	B	K	Y	W	J	C	W	G	D	T	J	H	W	S	B	D	D	T

EXERCISE 2

WORD SEARCH

DIRECTIONS: Circle the hidden vocabulary words in the maze. Words are placed forward, diagonally, up and down. Words listed below are included in the maze. Use your word bank to identify words you need. The first letter of each word and the total number of letters in the word are given on the next page as clues.

G	C	O	M	M	E	R	C	I	A	L	L	Y	J	K	Y	C	G	T	M
E	T	J	T	F	V	K	N	B	K	B	V	F	R	E	C	K	R	Y	N
R	N	Z	P	T	P	T	P	T	M	B	K	X	L	R	T	H	A	T	X
M	T	K	M	L	A	B	E	L	S	D	W	M	J	N	H	Z	I	C	P
S	G	D	A	J	F	J	J	B	E	Z	J	F	W	E	Y	H	N	O	T
D	H	K	R	B	M	K	M	P	J	Z	X	L	S	L	C	Z	V	N	G
V	F	T	S	N	W	F	P	M	X	L	Z	M	M	S	D	K	K	T	M
N	O	R	H	Y	Z	O	S	S	V	V	C	X	C	T	S	J	X	A	F
Z	R	F	M	S	H	M	V	Z	B	W	S	W	X	N	X	L	Z	M	V
Q	T	K	A	C	M	K	P	Q	Q	T	P	R	Q	H	G	F	A	I	N
Z	I	V	L	S	M	S	X	S	N	L	D	J	D	M	G	H	S	N	H
W	F	F	L	N	Q	Y	D	A	Z	N	R	F	D	S	A	W	Y	A	F
Q	I	T	O	B	W	O	F	J	D	N	Y	P	U	R	E	E	D	T	F
M	E	F	W	P	O	N	N	T	P	H	T	Q	G	J	K	M	Z	E	M
Q	D	W	S	F	I	F	O	R	M	U	L	A	M	J	T	T	T	C	B

Number of LETTERS	CLUE												
12	<u>M</u>												
12	<u>C</u>												
11	<u>C</u>	---	---	---	---	---	---	---	---	---	---	---	---
9	<u>F</u>	---	---	---	---	---	---	---	---	---	---	---	---
7	<u>K</u>	---	---	---	---	---	---	---	---	---	---	---	---
7	<u>C</u>	---	---	---	---	---	---	---	---	---	---	---	---
7	<u>F</u>	---	---	---	---	---	---	---	---	---	---	---	---
6	<u>G</u>	---	---	---	---	---	---	---	---	---	---	---	---
6	<u>I</u>	---	---	---	---	---	---	---	---	---	---	---	---
6	<u>L</u>	---	---	---	---	---	---	---	---	---	---	---	---
6	<u>P</u>	---	---	---	---	---	---	---	---	---	---	---	---
5	<u>F</u>	---	---	---	---	---	---	---	---	---	---	---	---
5	<u>G</u>	---	---	---	---	---	---	---	---	---	---	---	---
5	<u>G</u>	---	---	---	---	---	---	---	---	---	---	---	---
5	<u>D</u>	---	---	---	---	---	---	---	---	---	---	---	---

TEACHER DIRECTIONS for EXERCISE 2

Review target words with learners. After learners locate words, ask each learner to repeat one or more words.

Additional activities: Alphabetize words. Copy words. Use words in sentences. Spell words. Sort by number of syllables or type of vowel sound.

KEY

G	C	O	M	M	E	R	C	I	A	L	L	Y	J	K	Y	C	G	T	M
E	T	J	T	F	V	K	N	B	K	B	V	F	R	E	C	K	R	Y	N
R	N	Z	P	T	P	T	P	T	M	B	K	X	L	R	T	H	A	T	X
M	T	K	M	L	A	B	E	L	S	D	W	M	J	N	H	Z	I	C	P
S	G	D	A	J	F	J	J	B	E	Z	J	F	W	E	Y	H	N	O	T
D	H	K	R	B	M	K	M	P	J	Z	X	L	S	L	C	Z	V	N	G
V	F	T	S	N	W	F	P	M	X	L	Z	M	M	S	D	K	K	T	M
N	O	R	H	Y	Z	O	S	S	V	V	C	X	C	T	S	J	X	A	F
Z	R	F	M	S	H	M	V	Z	B	W	S	W	X	N	X	L	Z	M	V
Q	T	K	A	C	M	K	P	Q	Q	T	P	R	Q	H	G	F	A	I	N
Z	I	V	L	S	M	S	X	S	N	L	D	J	D	M	G	H	S	N	H
W	F	F	L	N	Q	Y	D	A	Z	N	R	F	D	S	A	W	Y	A	F
Q	I	T	O	B	W	O	F	J	D	N	Y	P	U	R	E	E	D	T	F
M	E	F	W	P	O	N	N	T	P	H	T	Q	G	J	K	M	Z	E	M
Q	D	W	S	F	I	F	O	R	M	U	L	A	M	J	T	T	T	C	B

EXERCISE 3

WORD SEARCH

DIRECTIONS: Circle the hidden vocabulary words and phrases in the maze. Words are placed forward, diagonally, up and down. Use your word bank to identify words you need. The number of letters needed for a word or phrase is given with the clue.

B	K	F	F	J	R	C	Y	J	T	A	P	P	L	E	S	A	U	C	E
Y	S	V	C	H	G	P	H	O	W	J	A	D	Y	F	L	X	W	R	J
H	X	B	A	V	T	H	A	C	G	D	L	J	N	D	B	K	X	T	N
G	X	Y	N	F	G	S	S	T	E	B	C	B	Q	I	N	Y	R	A	Z
T	U	P	N	H	T	Q	M	N	D	B	O	X	G	C	Y	S	P	S	S
R	K	N	E	E	J	B	E	S	Q	X	H	M	V	E	L	U	L	T	W
T	Z	Y	D	Q	M	T	C	A	R	B	O	H	Y	D	R	A	T	E	S
Z	C	Q	W	E	E	P	H	C	O	B	L	F	Q	Y	S	S	I	R	H
W	C	C	B	E	R	W	C	N	N	L	R	P	S	N	K	G	L	I	V
S	Z	H	W	P	J	C	E	R	Q	S	S	B	Q	C	H	R	S	L	S
Q	Z	S	D	Q	N	L	O	W	H	I	T	E	A	X	B	M	Y	I	X
L	N	Q	L	T	E	V	R	O	P	D	B	N	L	Z	H	B	X	Z	H
U	Y	L	N	S	B	L	N	F	K	K	S	J	K	K	Y	D	W	E	W
R	B	M	S	J	F	G	W	J	P	E	V	G	C	J	L	Q	F	D	C
K	H	H	D	F	P	X	G	H	V	X	D	P	Y	X	G	T	V	P	X

Number of LETTERS	CLUE
5	to measure size in pounds
5	cut in small cubed pieces
5	personal liking or preference
5	the clear part of a raw egg
5	a thick liquid made from sugar
6	food preserved in a metal container
6	foods that are eaten between meals
7	a beverage that intoxicates or causes drunkenness
7	To use dry heat to brown bread
8	compounds found in foods from plants
8	without bones
10	Apples that have been stewed into a very thick liquid
10	Used heat to make germ free
11	Without sugar
11	not fully cooked

TEACHER DIRECTIONS for EXERCISE 3

Review target words with learners. After learners locate words, ask each learner to repeat one or more words.

Additional activities: Alphabetize words. Copy words. Use words in sentences. Spell words. Sort by number of syllables or type of vowel sound.











KEY

B	K	F	F	J	R	C	Y	J	T	A	P	P	L	E	S	A	U	C	E
Y	S	V	C	H	G	P	H	O	W	J	A	D	Y	F	L	X	W	R	J
H	X	B	A	V	T	H	A	C	G	D	L	J	N	D	B	K	X	T	N
G	X	Y	N	F	G	S	S	T	E	B	C	B	Q	I	N	Y	R	A	Z
T	U	P	N	H	T	Q	M	N	D	B	O	X	G	C	Y	S	P	S	S
R	K	N	E	E	J	B	E	S	Q	X	H	M	V	E	L	U	L	T	W
T	Z	Y	D	Q	M	T	C	A	R	B	O	H	Y	D	R	A	T	E	S
Z	C	Q	W	E	E	P	H	C	O	B	L	F	Q	Y	S	S	I	R	H
W	C	C	B	E	R	W	C	N	N	L	R	P	S	N	K	G	L	I	V
S	Z	H	W	P	J	C	E	R	Q	S	S	B	Q	C	H	R	S	L	S
Q	Z	S	D	Q	N	L	O	W	H	I	T	E	A	X	B	M	Y	I	X
L	N	Q	L	T	E	V	R	O	P	D	B	N	L	Z	H	B	X	Z	H
U	Y	L	N	S	B	L	N	F	K	K	S	J	K	K	Y	D	W	E	W
R	B	M	S	J	F	G	W	J	P	E	V	G	C	J	L	Q	F	D	C
K	H	H	D	F	P	X	G	H	V	X	D	P	Y	X	G	T	V	P	X

EXERCISE 4

MATCHING

DIRECTIONS: Draw a line from the picture to the word.

1.		eggs
2.		breastfeed
3.		bottle
4.		fruits
5.		vegetables
6.		strained
7.		cheese
8.		peanut butter
9.		citrus
10.		green beans

TEACHER DIRECTIONS for EXERCISE 4

Review names of pictures. Read word choices aloud. Ask students to use words in sentences.

KEY

1. bottle
2. fruits
3. eggs
4. cheese
5. breastfeed
6. green beans
7. citrus
8. peanut butter
9. vegetables
10. strained

EXERCISE 5**MATCHING**

DIRECTIONS: Place the letter of the matching description from the right column on the blank in front of the number of the left column.

- | | |
|-------------------------------|--|
| ___ 1. fats | A. To use heat to make germ free |
| ___ 2. breast milk | B. Milk produced naturally for a baby by the mother |
| ___ 3. sterilize | C. Sweeteners made chemically instead of naturally |
| ___ 4. preparation | D. oily or greasy parts of animals or some plants |
| ___ 5. supermarket | E. liquids to drink |
| ___ 6. nutrients | F. dried grapes |
| ___ 7. chopped | G. Foods eaten with the fingers |
| ___ 8. beverages | H. the taste of sugar |
| ___ 9. iron | I. food components such as carbohydrates, proteins, fats, vitamins, minerals, and water that promote good health |
| ___ 10. finger foods | J. element found in some foods that builds blood cells |
| ___ 11. germs | K. amount of food for one person; a portion |
| ___ 12. serving | L. part or component in a mixture or product |
| ___ 13. mixture | M. Two or more ingredients that have been combined |
| ___ 14. sweet | N. cut in small pieces |
| ___ 15. solid | O. not liquid |
| ___ 16. seasoned | P. Cooked so that the food is easy to eat |
| ___ 17. raisins | Q. Cooking food for a meal or snack |
| ___ 18. ingredient | R. a large store selling foods and household goods |
| ___ 19. artificial sweeteners | S. microorganisms that can cause disease |
| ___ 20. soft-cooked | T. Made with spices and flavorings |

TEACHER DIRECTIONS for EXERCISE 5

If needed, review terms and read definitions. Learners may need to use glossaries for assistance in completing the exercise.

KEY

1. D
2. B
3. A
4. Q
5. R
6. I
7. N
8. E
9. J
10. G
11. S
12. K
13. M
14. H
15. O
16. T
17. F
18. L
19. C
20. P

These activities were developed through a USDA Team Nutrition Training Grant for the Louisiana Department of Education Division of Nutrition Assistance by Rhonda H. Atkinson. For more information contact Alice Carroll at alice.carroll@la.gov or (225) 342-3695.