

EXERCISE 1

WORD SEARCH

DIRECTIONS: Circle the hidden vocabulary words in the maze. Words are placed forward, diagonally, up and down. Words listed below are included in the maze.

N	X	V	N	D	Q	C	M	V	D	X	G	S	Z	V	F	S	Z	B	C
V	R	B	J	F	R	T	M	Y	Z	F	B	Q	U	V	V	E	M	R	O
R	P	L	H	D	C	W	F	H	Q	X	H	W	T	J	Q	R	L	O	L
Q	J	E	J	L	G	H	Y	J	P	M	B	Q	I	L	R	R	Q	W	A
X	L	N	C	B	G	C	H	T	B	M	S	W	L	C	N	A	W	N	N
B	K	D	Z	H	D	L	L	M	O	C	G	Z	I	F	P	T	D	I	D
F	U	E	H	D	O	P	H	P	W	R	Y	H	T	B	L	E	P	E	E
S	H	R	E	D	J	C	U	T	L	E	R	Y	Y	C	Z	D	R	S	R
P	K	M	N	C	P	S	O	M	R	S	P	F	D	S	Q	C	O	H	F
E	C	Y	Y	F	X	P	G	L	R	W	L	N	D	T	L	Z	A	X	P
A	Q	Q	N	Y	Y	G	K	B	A	M	M	M	X	E	W	K	S	Z	Z
C	P	E	E	L	E	R	R	A	W	T	U	R	N	E	R	P	T	R	G
H	A	J	N	Z	K	Q	M	C	B	C	E	O	W	L	Z	Q	H	L	P
E	L	B	W	K	D	K	W	T	B	A	B	N	W	R	Z	V	H	N	Q
S	C	C	B	Y	B	T	Z	E	P	R	D	I	L	S	G	V	C	S	T
S	D	R	Y	A	G	L	P	R	R	R	H	O	Y	J	K	Y	S	V	Z
M	T	J	Z	W	G	L	V	I	X	O	J	N	G	G	K	Y	K	S	L
Q	R	X	L	G	H	E	H	A	D	T	G	S	G	Q	Y	J	S	Z	M
Y	F	P	N	X	M	P	N	R	J	S	G	K	Z	Y	V	R	S	F	M
P	D	Q	P	G	Q	W	V	N	D	H	F	M	J	X	T	S	X	Z	L

WORD LIST			
BACTERIA	CABBAGE	BLENDER	CUTLERY
SHRED	RAW	ONIONS	PEACHES
BOWL	PEELER	SERRATED	CHOCOLATE
CARROTS	BURN	COLANDER	STEEL
BROWNIES	UTILITY	ROAST	

TEACHER DIRECTIONS for EXERCISE 1

Review target words with learners. After learners locate words, ask each learner to repeat one or more words.

Additional activities: Alphabetize words. Copy words. Use words in sentences. Spell words. Sort by number of syllables or type of vowel sound.

KEY

N	X	V	N	D	Q	C	M	V	D	X	G	S	Z	V	F	S	Z	B	C
V	R	B	J	F	R	T	M	Y	Z	F	B	Q	U	V	V	E	M	R	O
R	P	L	H	D	C	W	F	H	Q	X	H	W	T	J	Q	R	L	O	L
Q	J	E	J	L	G	H	Y	J	P	M	B	Q	I	L	R	R	Q	W	A
X	L	N	C	B	G	C	H	T	B	M	S	W	L	C	N	A	W	N	A
B	K	D	Z	H	D	L	L	M	O	C	G	Z	I	F	P	T	D	I	D
F	U	E	H	D	O	P	H	P	W	R	Y	H	T	B	L	E	P	E	E
S	H	R	E	D	J	C	U	T	L	E	R	Y	Y	C	Z	D	R	S	R
P	K	M	N	C	P	S	O	M	R	S	P	F	D	S	Q	C	O	H	F
E	C	Y	Y	F	X	P	G	L	R	W	L	N	D	T	L	Z	A	X	P
A	Q	Q	N	Y	Y	G	K	B	A	M	M	M	X	E	W	K	S	Z	Z
C	P	E	E	L	E	R	R	A	W	T	U	R	N	E	R	P	T	R	G
H	A	J	N	Z	K	Q	M	C	B	C	E	O	W	L	Z	Q	H	L	P
E	L	B	W	K	D	K	W	T	B	A	B	N	W	R	Z	V	H	N	Q
S	C	C	B	Y	B	T	Z	E	P	R	D	I	L	S	G	V	C	S	T
S	D	R	Y	A	G	L	P	R	R	R	H	O	Y	J	K	Y	S	V	Z
M	T	J	Z	W	G	L	V	I	X	O	J	N	G	G	K	Y	K	S	L
Q	R	X	L	G	H	E	H	A	D	T	G	S	G	Q	Y	J	S	Z	M
Y	F	P	N	X	M	P	N	R	J	S	G	K	Z	Y	V	R	S	F	M
P	D	Q	P	G	Q	W	V	N	D	H	F	M	J	X	T	S	X	Z	L

EXERCISE 2

WORD SEARCH

DIRECTIONS: Circle the hidden vocabulary words in the maze. Words are placed forward, diagonally, up and down. Use your word bank to identify words you need. The first letter of each word and the total number of letters in the word are given below as clues.

D	D	R	L	X	K	V	J	H	N	S	K	D	D	C	C	K	T	W	Q
X	N	G	T	T	B	Y	W	H	B	E	Z	P	R	Y	G	R	V	N	R
K	H	P	J	Z	B	Y	Y	R	C	R	R	M	G	J	C	F	U	P	A
N	H	R	F	K	W	T	X	S	K	R	E	T	L	I	F	M	Z	S	W
Y	Q	O	J	H	I	Y	Z	H	C	A	E	T	Q	R	M	C	E	H	T
J	Q	A	B	L	X	R	T	X	G	T	N	Z	Q	D	N	C	T	R	V
P	K	S	I	A	L	Q	Z	D	A	E	G	G	C	T	N	C	B	E	D
A	X	T	P	W	S	W	H	N	Y	D	X	H	Y	A	Y	Q	N	D	G
R	U	Q	W	Z	Y	T	I	V	W	H	Q	T	I	R	G	H	F	R	P
I	C	T	K	P	R	M	E	W	P	B	G	L	E	Z	Z	Q	V	H	N
N	F	S	G	X	A	Z	P	W	H	S	P	L	M	V	H	P	J	G	G
G	B	K	G	T	H	G	H	L	V	P	T	S	X	C	Y	H	C	J	W
C	W	F	N	F	J	V	M	R	A	U	Y	Q	P	X	Y	L	W	F	Q
P	P	O	X	Q	K	Y	P	L	C	Z	B	K	K	M	Q	V	Z	Z	P
T	C	B	C	C	F	X	C	X	P	D	Y	F	L	B	S	F	Y	X	S

Number of LETTERS	CLUE
11	<u>C</u> — — — — — — — — — —
10	<u>A</u> — — — — — — — — — —
8	<u>S</u> — — — — — — —
7	<u>C</u> — — — — — —
7	<u>U</u> — — — — — —
6	<u>F</u> — — — — —
6	<u>P</u> — — — — —
5	<u>C</u> — — — —
5	<u>S</u> — — — —
5	<u>P</u> — — — —
5	<u>R</u> — — — —
3	<u>R</u> — —

TEACHER DIRECTIONS for EXERCISE 2

Review target words with learners. After learners locate words, ask each learner to repeat one or more words.

Additional activities: Alphabetize words. Copy words. Use words in sentences. Spell words. Sort by number of syllables or type of vowel sound.

KEY

D	D	R	L	X	K	V	J	H	N	S	K	D	D	C	C	K	T	W	Q
X	N	G	T	T	B	Y	W	H	B	E	Z	P	R	Y	G	R	V	N	R
K	H	P	J	Z	B	Y	Y	R	C	R	R	M	G	J	C	F	U	R	A
N	H	R	F	K	W	T	X	S	K	R	E	T	L	I	F	M	Z	S	W
Y	Q	O	J	H	I	Y	Z	H	C	A	E	T	Q	R	M	C	E	H	T
J	Q	A	B	L	X	R	T	X	G	T	N	Z	Q	D	N	C	T	R	V
P	K	S	I	A	L	Q	Z	D	A	E	G	G	C	T	N	C	B	E	D
A	X	T	P	W	S	W	H	N	Y	D	X	H	Y	A	Y	Q	N	D	G
R	U	Q	W	Z	Y	T	I	V	W	H	Q	T	I	R	G	H	F	R	P
I	C	T	K	P	R	M	E	W	P	B	G	L	E	Z	Z	Q	V	H	N
N	F	S	G	X	A	Z	P	W	H	S	P	L	M	V	H	P	J	G	G
G	B	K	G	T	H	G	H	L	V	P	T	S	X	C	Y	H	C	J	W
C	W	F	N	F	J	V	M	R	A	U	Y	Q	P	X	Y	L	W	F	Q
P	P	O	X	Q	K	Y	P	L	C	Z	B	K	K	M	Q	V	Z	Z	P
T	C	B	C	C	F	X	C	X	P	D	Y	F	L	B	S	F	Y	X	S

EXERCISE 3

WORD SEARCH

DIRECTIONS: Circle the hidden vocabulary words and phrases in the maze. Words are placed forward, diagonally, up and down. Use your word bank to identify words you need. The number of letters needed for a word or phrase is given with the clue.

Q	N	Q	F	Y	J	H	C	G	Z	J	R	Q	G	J	G	R	W	V	R
Z	Z	C	R	B	M	B	Z	D	N	N	J	B	S	C	V	D	K	Z	P
J	V	J	M	H	Q	F	R	X	L	Z	D	M	A	R	W	P	S	S	K
R	F	X	N	H	G	D	V	O	N	P	X	P	N	T	K	Y	N	L	D
R	F	J	B	H	T	J	C	Y	I	Z	L	J	D	T	T	R	R	N	Y
N	W	Y	H	K	L	Q	N	F	V	L	V	V	P	M	T	E	X	K	S
V	R	O	T	A	R	X	B	X	A	T	E	R	K	F	L	Z	R	S	H
Z	Q	B	R	C	J	W	G	B	H	R	R	D	G	E	X	P	S	J	H
V	S	T	J	V	R	H	Q	B	O	M	M	B	E	C	Q	F	J	J	R
C	D	V	Y	B	S	U	Z	C	D	I	Y	T	M	I	G	K	F	D	G
U	T	I	L	I	T	Y	S	B	V	N	S	F	I	L	T	E	R	X	Q
B	Q	A	N	W	E	T	K	T	X	C	M	P	P	S	J	A	Y	Y	Y
V	D	F	V	B	A	Y	B	X	R	E	M	S	Q	Q	W	L	I	W	V
E	Q	F	D	Q	M	L	F	J	J	S	N	X	L	J	P	Y	N	V	D
L	K	Q	B	M	A	R	I	N	A	T	E	D	W	W	Z	R	G	X	H

Number of LETTERS	CLUE
3	Fresh, not cooked
4	To remove the inedible center of a fruit
5	To cut into thin even pieces
5	To cut into very small bits
5	The sharp metal part of a knife
5	The pastry cover of a pie
5	Tool used to sharpen knives and other blades
5	Moist hot air
6	Separate good from bad parts
6	Cooking in hot oil
7	A mixture of dry and liquid ingredients
7	Useful for many tasks
7	Cooked by putting food directly under a flame
9	Soaked in a flavorful liquid

TEACHER DIRECTIONS for EXERCISE 3

Review target words with learners. After learners locate words, ask each learner to repeat one or more words.

Additional activities: Alphabetize words. Copy words. Use words in sentences. Spell words. Sort by number of syllables or type of vowel sound.



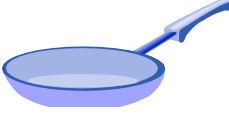

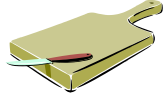





KEY

Q	N	Q	F	Y	J	H	C	G	Z	J	R	Q	G	J	G	R	W	V	R
Z	Z	C	R	B	M	B	Z	D	N	N	J	B	S	C	V	D	K	Z	P
J	V	J	M	H	Q	F	R	X	L	Z	D	M	A	R	W	P	S	S	K
R	F	X	N	H	G	D	V	O	N	P	X	P	N	T	K	Y	N	L	D
R	F	J	B	H	T	J	C	Y	I	Z	L	J	D	T	T	R	R	N	Y
N	W	Y	H	K	L	Q	N	F	V	L	V	V	P	M	T	E	X	K	S
V	R	O	T	A	R	X	B	X	A	T	E	R	K	F	L	Z	R	S	H
Z	Q	B	R	C	J	W	G	B	H	R	R	D	G	E	X	P	S	J	H
V	S	T	J	V	R	H	Q	B	O	M	M	B	E	C	Q	F	J	J	R
C	D	V	Y	B	S	U	Z	C	D	I	Y	T	M	I	G	K	F	D	G
U	T	I	L	I	T	Y	S	B	V	N	S	F	I	L	T	E	R	X	Q
B	Q	A	N	W	E	T	K	T	X	C	M	P	P	S	J	A	Y	Y	Y
V	D	F	V	B	A	Y	B	X	R	E	M	S	Q	Q	W	L	I	W	V
E	Q	F	D	Q	M	L	F	J	J	S	N	X	L	J	P	Y	N	V	D
L	K	Q	B	M	A	R	I	N	A	T	E	D	W	W	Z	R	G	X	H

EXERCISE 4

MATCHING

DIRECTIONS: Draw a line from the picture to the word.

1.		baking sheet
2.		cutting board
3.		electric can opener
4.		food processor
5.		knife
6.		frying pan
7.		standing mixer
8.		salad bowl
9.		blender
10.		rolling pin

TEACHER DIRECTIONS for EXERCISE 4

Review names of pictures. Read word choices aloud. Ask students to use words in sentences.

KEY

1. blender
2. standing mixer
3. frying pan
4. salad bowl
5. cutting board
6. electric can opener
7. baking sheet
8. food processor
9. rolling pin
10. knife

EXERCISE 5**MATCHING
FOOD PREPARATION**

DIRECTIONS: Place the letter of the matching description from the right column on the blank in front of the number of the left column.

- | | |
|----------------------|---|
| ___ 1. blade | A. separate good from bad parts |
| ___ 2. filter | B. tool used to sharpen knives and other blades |
| ___ 3. marinated | C. fresh, not cooked |
| ___ 4. crust | D. the sharp metal part of a knife |
| ___ 5. kitchen | E. small alarm that can be set of different amounts of time |
| ___ 6. inedible | F. not able to be eaten |
| ___ 7. steel | G. notched on the edge; not smooth |
| ___ 8. kitchen timer | H. cooked by putting food directly under a flame |
| ___ 9. baste | I. cutting off the outer coating; peeling |
| ___ 10. shred | J. to cook in a shallow open pan in the oven |
| ___ 11. contaminate | K. to overheat in a microwave oven |
| ___ 12. superheat | L. to pollute or infect |
| ___ 13. frying | M. the pastry cover of a pie |
| ___ 14. raw | N. to tear or cut |
| ___ 15. mince | O. to cut in very small pieces |
| ___ 16. cuts | P. soaked in a flavorful liquid |
| ___ 17. roast | Q. pieces of meat such as steaks or roasts |
| ___ 18. serrated | R. room in house used for food preparation and cooking |
| ___ 19. paring | S. cooking in hot oil |
| ___ 20. broiled | T. To moisten meat with a liquid while cooking |

TEACHER DIRECTIONS for EXERCISE 5

If needed, review terms and read definitions. Learners may need to use glossaries for assistance in completing the exercise.

KEY

1. D
2. A
3. P
4. M
5. R
6. F
7. B
8. E
9. T
10. N
11. L
12. K
13. S
14. C
15. O
16. Q
17. J
18. G
19. I
20. H

These activities were developed through a USDA Team Nutrition Training Grant for the Louisiana Department of Education Division of Nutrition Assistance by Rhonda H. Atkinson