

**EXERCISE 1**

**WORD SEARCH**

*DIRECTIONS: Circle the hidden vocabulary words in the maze. Words are placed forward, diagonally, up and down. Words listed below are included in the maze.*

W	H	I	T	E	Z	V	Y	W	E	L	L	X	D	O	N	E	R	P	Y
D	U	N	D	E	R	C	O	O	K	E	D	W	P	L	V	E	E	A	C
C	G	E	L	P	A	C	K	S	L	L	G	L	C	W	N	L	H	S	W
U	A	Z	D	G	T	J	K	R	S	K	G	O	E	I	M	W	E	T	C
T	C	S	A	N	I	T	I	Z	E	U	N	C	L	E	A	N	A	E	W
E	O	M	S	C	H	T	N	Z	V	T	O	T	B	R	R	E	T	U	H
N	N	R	E	E	G	Q	N	Z	A	O	S	P	A	I	I	Z	E	R	L
S	D	E	F	S	R	Q	X	M	K	O	R	R	H	N	N	O	D	I	V
I	I	G	T	R	H	O	I	M	R	P	E	E	S	S	A	R	Y	Z	K
L	M	B	G	H	E	N	L	F	T	V	V	P	I	U	T	F	G	E	W
S	E	W	Q	K	A	S	N	E	S	J	O	A	R	L	E	E	J	D	C
N	N	X	P	T	Q	W	H	W	S	V	T	R	E	A	D	R	W	P	P
T	T	V	E	Z	B	C	P	G	C	H	F	I	P	T	M	K	K	Y	Q
D	S	F	P	K	R	G	D	G	L	Q	E	N	R	E	D	T	G	N	F
S	U	S	P	E	C	T	P	X	V	J	L	G	X	D	V	G	Y	S	W

WORD LIST				
RAW	GERMS	PREPARING	PASTEURIZED	ICE
CONDIMENTS	PERISHABLE	CASSEROLES	REHEATED	YOLK
PERISHABLE	INSULATED	REFROZEN	UNCLEAN	THAW
SUSPECT	LEFTOVERS	CONTAMINATE	UNDERCOOKED	FRESH
FROSTLINE	MARINATED	SANITIZE	UTENSILS	

**TEACHER DIRECTIONS for EXERCISE 1**

Review target words with learners. After learners locate words, ask each learner to repeat one or more words.

**Additional activities:** Alphabetize words. Copy words. Use words in sentences. Spell words. Sort by number of syllables or type of vowel sound.

**KEY**

W	H	I	T	E	Z	V	Y	W	E	L	L	X	D	O	N	E	R	P	Y
D	U	N	D	E	R	C	O	O	K	E	D	W	P	L	V	E	E	A	C
C	G	E	L	P	A	C	K	S	L	L	G	L	C	W	N	L	H	S	W
U	A	Z	D	G	T	J	K	R	S	K	G	O	E	I	M	W	E	T	C
T	C	S	A	N	I	T	I	Z	E	U	N	C	L	E	A	N	A	E	W
E	O	M	S	C	H	T	N	Z	V	T	O	T	B	R	R	E	T	U	H
N	N	R	E	E	G	Q	N	Z	A	O	S	P	A	T	I	Z	E	R	L
S	D	E	F	S	R	Q	X	M	K	O	R	R	H	N	N	O	D	I	V
I	I	G	T	R	H	O	I	M	R	P	E	E	S	S	A	R	Y	Z	K
L	M	B	G	H	E	N	L	F	T	V	V	P	I	U	T	F	G	E	W
S	E	W	Q	K	A	S	N	E	S	J	O	A	R	L	E	E	J	D	C
N	N	X	P	T	Q	W	H	W	S	V	T	R	E	A	D	R	W	P	P
T	T	V	E	Z	B	C	P	G	C	H	F	I	P	T	M	K	K	Y	Q
D	S	F	P	K	R	G	D	G	L	Q	E	N	R	E	D	T	G	N	F
S	U	S	P	E	C	T	P	X	V	J	L	G	X	D	V	G	Y	S	W

*This activity was developed through a USDA Team Nutrition Training Grant for the Louisiana State Department of Education Division of Nutrition Assistance by Rhonda H. Atkinson.*

## EXERCISE 2

## WORD SEARCH

*DIRECTIONS: Circle the hidden vocabulary words in the maze. Words are placed forward, diagonally, up and down. Words listed below are included in the maze. Use your word bank to identify words you need. The first letter of each word and the total number of letters in the word are given below as clues. Hyphens count as a letter.*

M	A	R	I	N	A	T	E	D	C	O	N	T	A	M	I	N	A	T	E
J	J	X	T	T	L	G	D	P	V	Y	H	M	G	W	M	V	V	W	X
J	L	Y	W	Q	R	L	F	Y	R	C	Q	Q	Z	Y	W	Z	D	S	Z
H	Y	G	R	T	S	V	P	E	D	N	D	R	R	Y	G	D	Y	A	Q
P	R	E	P	A	R	I	N	G	W	Q	P	K	E	D	F	D	M	N	P
F	D	I	Q	T	G	O	B	Z	F	M	C	J	E	F	P	S	Q	I	Y
Y	R	N	V	S	D	X	H	H	V	S	D	Z	W	M	R	G	T	T	W
Q	H	S	L	-	T	Y	Z	R	L	G	I	V	S	C	S	O	D	I	T
W	B	U	L	M	Q	C	N	I	S	R	N	N	X	V	E	L	Z	Z	H
X	Q	L	G	E	R	M	S	G	U	N	D	E	R	C	O	O	K	E	D
L	E	A	Z	W	N	N	D	E	S	M	T	Z	I	A	M	H	J	D	N
W	Q	T	H	Q	E	Y	T	Q	P	K	M	B	V	J	W	K	H	V	M
T	D	E	C	T	P	S	N	P	E	R	I	S	H	A	B	L	E	R	V
R	G	D	U	W	A	H	T	Z	C	O	N	D	I	M	E	N	T	S	H
L	S	H	P	P	S	E	R	U	T	A	R	E	P	M	E	T	N	P	D

Number of LETTERS	CLUE
12	<u>T</u> _____
11	<u>U</u> _____
11	<u>P</u> _____
11	<u>C</u> _____
10	<u>P</u> _____
10	<u>C</u> _____
9	<u>I</u> _____
9	<u>M</u> _____
9	<u>P</u> _____
9	<u>W</u> _____
9	<u>S</u> _____
8	<u>R</u> _____
8	<u>U</u> _____
7	<u>S</u> _____
5	<u>G</u> _____
4	<u>T</u> _____
3	<u>I</u> _____
3	<u>R</u> _____

**TEACHER DIRECTIONS for EXERCISE 2**

Review target words with learners. After learners locate words, ask each learner to repeat one or more words.

*Additional activities:* Alphabetize words. Copy words. Use words in sentences. Spell words. Sort by number of syllables or type of vowel sound.

**KEY**

M	A	R	I	N	A	T	E	D	C	O	N	T	A	M	I	N	A	T	E
J	J	X	T	T	L	G	D	P	V	Y	H	M	G	W	M	V	V	W	X
J	L	Y	W	Q	R	L	F	Y	R	C	Q	Q	Z	Y	W	Z	D	S	Z
H	Y	G	R	T	S	V	P	E	D	N	D	R	R	Y	G	D	Y	A	Q
P	R	E	P	A	R	I	N	G	W	Q	P	K	E	D	F	D	M	N	P
F	D	I	Q	T	G	O	B	Z	F	M	C	J	E	F	P	S	Q	I	Y
Y	R	N	V	S	D	X	H	H	V	S	D	Z	W	M	R	G	T	T	W
Q	H	S	L	-	T	Y	Z	R	L	G	I	V	S	C	S	O	D	I	T
W	B	U	L	M	Q	C	N	I	S	R	N	N	X	V	E	L	Z	Z	H
X	Q	L	G	E	R	M	S	G	U	N	D	E	R	C	O	O	K	E	D
L	E	A	Z	W	N	N	D	E	S	M	T	Z	I	A	M	H	J	D	N
W	Q	T	H	Q	E	Y	T	Q	P	K	M	B	V	J	W	K	H	V	M
T	D	E	C	T	P	S	N	P	E	R	I	S	H	A	B	L	E	R	V
R	G	D	U	W	A	H	T	Z	C	O	N	D	I	M	E	N	T	S	H
L	S	H	P	P	S	E	R	U	T	A	R	E	P	M	E	T	N	P	D

*This activity was developed through a USDA Team Nutrition Training Grant for the Louisiana State Department of Education Division of Nutrition Assistance by Rhonda H. Atkinson.*

## EXERCISE 3

## WORD SEARCH

*DIRECTIONS: Circle the hidden vocabulary words and phrases in the maze. Words are placed forward, diagonally, up and down. Use your word bank to identify words you need. The number of letters needed for a word or phrase is given with the clue. Blank spaces in two-word terms do not count as a letter.*

S	C	L	E	S	T	A	N	D	I	N	G	T	I	M	E	S	D	P	F
X	G	C	T	Y	D	T	D	G	S	Z	Z	M	X	C	P	P	H	P	F
Z	F	G	A	K	V	G	L	U	S	Q	I	E	F	W	E	L	K	Z	J
L	B	D	N	H	M	G	S	F	T	J	N	N	M	S	R	R	T	H	F
G	Y	N	I	W	S	P	Y	L	N	D	S	I	H	W	I	Q	K	K	Z
Q	Q	R	M	G	E	Q	Q	Y	E	X	U	L	B	M	S	X	Y	B	R
R	D	M	A	C	N	F	W	Z	M	K	L	T	J	M	H	J	O	H	N
W	H	I	T	E	E	Z	I	T	I	N	A	S	K	C	A	P	L	E	G
M	L	H	N	T	M	R	F	M	D	P	T	O	P	H	B	K	K	B	L
Q	A	M	O	J	U	B	X	N	N	Y	E	R	S	F	L	Q	L	X	R
W	D	W	C	E	D	M	T	X	O	W	D	F	M	Z	E	J	Z	G	G
F	X	L	T	B	H	S	F	N	C	Q	B	L	K	P	W	C	B	N	L
B	S	S	E	N	L	L	I	E	N	R	O	B	D	O	O	F	N	B	K
Q	A	S	H	E	L	F	-	S	T	A	B	L	E	K	G	V	F	W	R
P	C	R	O	S	S	C	O	N	T	A	M	I	N	A	T	I	O	N	D

Number of LETTERS	CLUE
4	unfreeze
4	the yellow part of a raw egg
5	the clear part of a raw egg
7	possibly spoiled
8	to clean
8	small soft containers that can be frozen for use in or lunch boxes
9	protected from heat
9	area in the freezer above which ice does not form
10	easily spoiled without refrigeration
10	ketchup, mustard, steak sauce, and so on
11	food that has been heat processed to remove harmful
11	microorganisms from food
11	to pollute or infect
12	foods that do not need to be refrigerated
13	periods of time between microwave cooking and eating when food
13	continues to cook
16	sickness caused by spoiled food
18	allowing one food to infect or spoil another

**TEACHER DIRECTIONS for EXERCISE 3**

Review target words with learners. After learners locate words, ask each learner to repeat one or more words.

*Additional activities:* Alphabetize words. Copy words. Use words in sentences. Spell words. Sort by number of syllables or type of vowel sound.

**KEY**



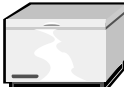






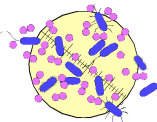
S	C	L	E	S	T	A	N	D	I	N	G	T	I	M	E	S	D	P	F
X	G	C	T	Y	D	T	D	G	S	Z	Z	M	X	C	P	P	H	P	F
Z	F	G	A	K	V	G	L	U	S	Q	I	E	F	W	E	L	K	Z	J
L	B	D	N	H	M	G	S	F	T	J	N	N	M	S	R	R	T	H	F
G	Y	N	I	W	S	P	Y	L	N	D	S	I	H	W	I	Q	K	K	Z
Q	Q	R	M	G	E	Q	Q	Y	E	X	U	L	B	M	S	X	Y	B	R
R	D	M	A	C	N	F	W	Z	M	K	L	T	J	M	H	J	O	H	N
W	H	I	T	E	E	Z	I	T	I	N	A	S	K	C	A	P	L	E	G
M	L	H	N	T	M	R	F	M	D	P	T	O	P	H	B	K	K	B	L
Q	A	M	O	J	U	B	X	N	N	Y	E	R	S	F	L	Q	L	X	R
W	D	W	C	E	D	M	T	X	O	W	D	F	M	Z	E	J	Z	G	G
F	X	L	T	B	H	S	F	N	C	Q	B	L	K	P	W	C	B	N	L
B	S	S	E	N	L	L	I	E	N	R	O	B	D	O	O	F	N	B	K
Q	A	S	H	E	L	F	-	S	T	A	B	L	E	K	G	V	F	W	R
P	C	R	O	S	S	C	O	N	T	A	M	I	N	A	T	I	O	N	D

*This activity was developed through a USDA Team Nutrition Training Grant for the Louisiana Department of Education Division of Nutrition Assistance by Rhonda H. Atkinson.*

**EXERCISE 4**

**MATCHING**

*DIRECTIONS: Draw a line from the picture to the word.*

1.		microwave
2.		salad
3.		cooler
4.		sandwich
5.		water
6.		eggs
7.		groceries
8.		refrigerator
9.		bacteria
10.		freezer

**TEACHER DIRECTIONS for EXERCISE 4**

Review names of pictures. Read word choices aloud. Ask students to use words in sentences.

**KEY**

1. cooler
2. groceries
3. freezer
4. microwave
5. salad
6. sandwich
7. water
8. eggs
9. refrigerator
10. soup

*This activity was developed through a USDA Team Nutrition Training Grant for the Louisiana State Department of Education Division of Nutrition Assistance by Rhonda H. Atkinson.*

**EXERCISE 5****MATCHING  
FOOD SAFETY TERMS**

*DIRECTIONS: Place the letter of the matching description from the right column on the blank in front of the number of the left column.*

- |                        |   |
|------------------------|---|
| 1. condiments          | a. to allow one food to infect or spoil another                                     |
| 2. frost line          | b. sickness caused by spoiled food  |
| 3. cross contamination | c. protected from heat  |
| 4. marinated           | d. to clean   |
| 5. foodborne illness   | e. periods of time between microwave cooking and eating when food continues to cook |
| 6. contaminate         | f. covered with ice crystals  |
| 7. gel packs           | g. easily spoiled without refrigeration   |
| 8. microorganisms      | h. ketchup, mustard, steak sauce, and so on   |
| 9. insulated           | i. to freeze again  |
| 10. perishable         | j. foods that do not need to be refrigerated  |
| 11. prepared           | k. place in the freezer below which ice does not form                               |
| 12. refrozen           | l. possibly spoiled   |
| 13. sanitize           | m. measure of warmth or coolness  |
| 14. standing times     | n. microorganisms that can cause disease  |
| 15. frosty             | o. unfreeze   |
| 16. suspect            | p. to heat again  |
| 17. temperature        | q. food that was cooked or fixed for a meal or snack                                |
| 18. thaw               | r. soaked in a flavorful liquid   |
| 19. shelf stable       | s. to pollute or infect   |
| 20. reheated           | t. small soft containers that can be frozen for use in coolers or lunch boxes       |

**TEACHER DIRECTIONS for EXERCISE 5**

If needed, review terms and read definitions. Learners may need to use glossaries for assistance in completing the exercise.

**KEY**

1. H
2. K
3. A
4. R
5. B
6. S
7. T
8. N
9. C
10. G
11. Q
12. I
13. D
14. E
15. F
16. L
17. M
18. O
19. J
20. P

*This activity was developed through a USDA Team Nutrition Training Grant for the Louisiana State Department of Education Division of Nutrition Assistance by Rhonda H. Atkinson.*